



Swing Into Summer Learning 2nd Grade Week 3: Explorer

Thanks for downloading Build Up Summer Learning Week Three: Explorer. Be sure to Check out the other weeks as they come out!

These printables are provided *FREE* of charge. Please do share our printables. But please remember that all of our printables are for personal use. You cannot claim these printables or sell them as your own. All the printables and pictures are the property of [3 Dinosaurs](#) & [Royal Baloo](#).

Please DO

- Download the files to your computers and print them off for personal use.
- Direct people to the blog or site when sharing with others.
- Give proper credit back to [3 Dinosaurs](#) & [Royal Baloo](#) when blogging about our files.

Graphics: Purchased from [Melonheadz Illustrations](#),

[KPM Doodles](#), [Mycutegraphic.com](#),

and [Scrappin Doodles](#).

You May Not

- Link directly to the pdf file.
- Alter my files in any way.
- Store them on your website in any format or any any upload type (facebook, sharing sites etc)
- Seek to use these to drive traffic to your site or sell them in any way.
- Print off and sell them to others.

Please remember this is about being Honest. We reserve the right to change this policy at any time.

Thanks Erin @Royal Baloo & Cassie @3 Dinosaurs



<http://royalbaloo.com/>
[Facebook](#)
[Twitter](#)
[RSS](#)
[Google +](#)

<http://www.3dinosaurs.com/>
[Facebook](#)
[Twitter](#)
[RSS](#)
[Google +](#)











Week 3 Day 5: Language Activities



Roll & Trace the -each words.

	beach	peach
	bleach	teach
	reach	preach
	breach	beach
	peach	leach
	teach	reach

Write a sentence using one of the words above.

Write in the correct word that works for the sentences below

The explore _____ a map of where he was going. (made - maid)

_____ are you going exploring? (where - wear)

The _____ were made of rocks. (stair - stare)

He has a _____ clean while he is exploring. (made - maid)

She wanted to _____ at the birds longer. (stair - stare)

What do you _____ when you go exploring? (where - wear)



Week 3 Day 5: Telling Time



Put the correct time on the clocks.



5:20



11:45



1:15



10:40



3:30



8:25



Week 3 Day 5: Sight Word "write"

Color the word write:

write


Write the word write:

Use write in a sentence.



both	write	gave	write
write	sit	write	upon
gave	both	write	write
write	write	upon	sit



Week 3 Day 5: Fractions



Divide this square into 4 parts.
Color $\frac{1}{2}$ blue.
Color $\frac{1}{4}$ green.
Color $\frac{1}{4}$ red.



Divide this rectangle into 5 parts.
Color $\frac{1}{5}$ red.
Color $\frac{1}{5}$ purple.
Color $\frac{2}{5}$ yellow.
Color $\frac{1}{5}$ green.