



Swing Into Summer Learning 3rd Grade Week 4: Bugs

Thanks for downloading Swing Into Summer Learning Week Four: Bugs. Be sure to Check out the other weeks as they come out!

These printables are provided *FREE* of charge. Please do share our printables. But please remember that all of our printables are for personal use. You cannot claim these printables or sell them as your own. All the printables and pictures are the property of [3 Dinosaurs](#) & [Royal Baloo](#).

Please DO

- Download the files to your computers and print them off for personal use.
- Direct people to the blog or site when sharing with others.
- Give proper credit back to [3 Dinosaurs](#) & [Royal Baloo](#) when blogging about our files.

Graphics: Purchased from [Melonheadz Illustrations](#),

[KPM Doodles](#), [Mycutegraphic.com](#),

and [Scrappin Doodles](#).

You May Not

- Link directly to the pdf file.
- Alter my files in any way.
- Store them on your website in any format or any any upload type (facebook, sharing sites etc)
- Seek to use these to drive traffic to your site or sell them in any way.
- Print off and sell them to others.

Please remember this is about being Honest. We reserve the right to change this policy at any time.

Thanks Erin @Royal Baloo & Cassie @3 Dinosaurs



<http://royalbaloo.com/>
[Facebook](#)
[Twitter](#)
[RSS](#)
[Google +](#)







<http://www.3dinosaurs.com/>
[Facebook](#)
[Twitter](#)
[RSS](#)
[Google +](#)





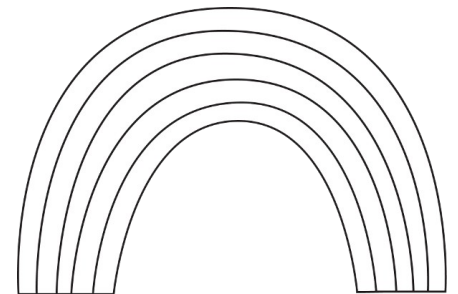
Week 4 Day 2: Cursive Letter R

Directions: Roll and Trace the Letter

<i>R</i>	<i>r</i>	<i>R</i>	<i>r</i>	<i>R</i>	<i>r</i>
<i>R</i>	<i>r</i>	<i>R</i>	<i>r</i>	<i>R</i>	<i>r</i>
<i>R</i>	<i>r</i>	<i>R</i>	<i>r</i>	<i>R</i>	<i>r</i>
					

Trace the cursive word.

rainbow rainbow





Week 4 Day 2: Fix the Sentence



saw

the

flewors

buttefleis

in

we



jump

grasshoppers


to

leki

the

gress

in



webs

spidirs

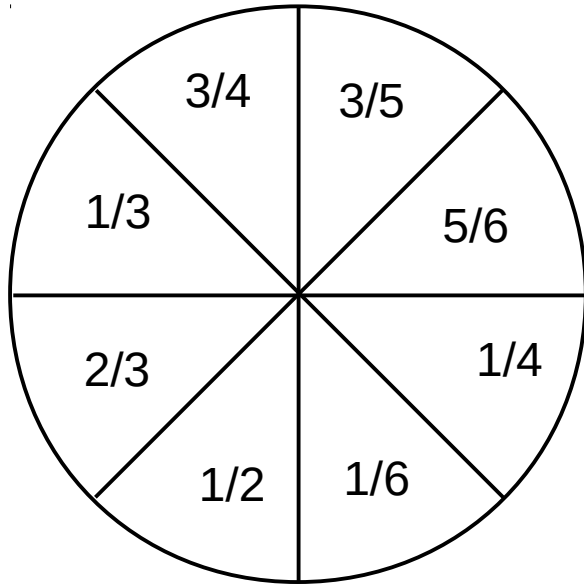
meka

big

can

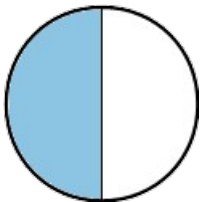


Week 4 Day 2: Fractions



Use a pencil and paperclip to make your spinner. The color the following circles to match the fraction.

Example: I spun and got $\frac{1}{2}$.



I draw a line and color the circle to Match $\frac{1}{2}$.




Week 4 Day 2: Sight Word "full"

Color the word full:

full

Write the word full:

Trace the word full:



Use full in a sentence using cursive.

